

# Integrated Skills in English

## ISE III (C1 CEFR)

### The Controlled Written examination

### Wednesday 16 April 2008

### 10.00am-12.30pm

**TRINITY**  
COLLEGE LONDON



Università  
Ca' Foscari  
Venezia

Your full name: .....  
(BLOCK CAPITALS)

Candidate registration number: .....

Centre: .....

**Time allowed:** 2 hours 30 minutes

#### Instructions to candidates

1. Write your name, candidate number and centre number on the front of this examination paper.
2. You must not open this examination paper until instructed to do so.
3. This examination paper contains **three** tasks. You must complete **all** tasks.
4. Use blue or black pen, not pencil.
5. Write your answers on the examination paper.
6. Do all rough work on the examination paper. Cross through any work you do not want marked.
7. You must not use a dictionary in this examination.
8. You must not use correction fluid on the examination paper.

#### Information for candidates

The tasks in this examination have equal weighting.

You are advised to spend about 70 minutes on Task 1, 40 minutes on Task 2 and about 40 minutes on Task 3.

Examiner's use only					
<b>Task 1</b>					
Task fulfilment	A	B	C	D	E
Accuracy and range	A	B	C	D	E
<b>Task 2</b>					
Task fulfilment	A	B	C	D	E
Accuracy and range	A	B	C	D	E
<b>Task 3</b>					
Task fulfilment	A	B	C	D	E
Accuracy and range	A	B	C	D	E

## Integrated Skills in English III

Time allowed: 2 hours 30 minutes

This examination paper contains three tasks. You must complete all tasks.

### Task 1 – Reading into writing task

Read the text and look at the graphs. Then, in **your own words**, write an article (approximately 300 words) for an environmental publication:

- i) summarising the information given about waste reduction in the United Kingdom compared to the rest of Europe **and**
- ii) giving your opinion on what should be done to solve the United Kingdom's waste problem.

### Recycling is not enough – we need to consume less

Recycling rates have risen, and the UK is on schedule to meet its European Union targets, but the key to dealing with our escalating waste problem lies in changing our buying habits and our attitudes to consumption, according to the authors of a new Economic and Social Research Council (ESRC) report. The report says that the benefits of recycling risk being undermined by the sheer quantity of waste being generated. If household waste output continues to rise by three per cent a year, the cost to the economy will be £3.2 billion and the amount of harmful methane emissions will double by 2020. Ben Shaw, a government advisor, says that despite recent improvements, the UK is still a long way behind the best performing countries, where taxation and household waste charges have been used to reduce landfill.

Ben Shaw says that waste reduction needs to be tackled higher up the chain of production and consumption. 'Waste reduction must be a goal of UK environmental policy, and not tackled through waste policy alone,' he says. Professor Ken Peattie agrees. He says the key tool in the development and implementation of consumption reduction policies is to use commercial marketing techniques to influence behaviour for the benefit of society as a whole. A focus on the benefits of a greener lifestyle has been shown to outstrip other methods in encouraging people to reduce their consumption.

The report also gives examples of zero-waste initiatives which have been tried – from the high-tech, large-scale waste management systems of San Francisco, to the locally based, small-scale initiatives in the Philippines.

#### The report recommends:

- Introducing a per-capita waste target using variable charging of householders
- Striving to be much more ambitious in recycling targets with particular focus on construction and demolition waste
- Developing systems for organic waste, for instance by returning composted food waste to the land as fertiliser, rather than losing this valuable resource.

(Source: Adapted from *ESRC Social Sciences*)

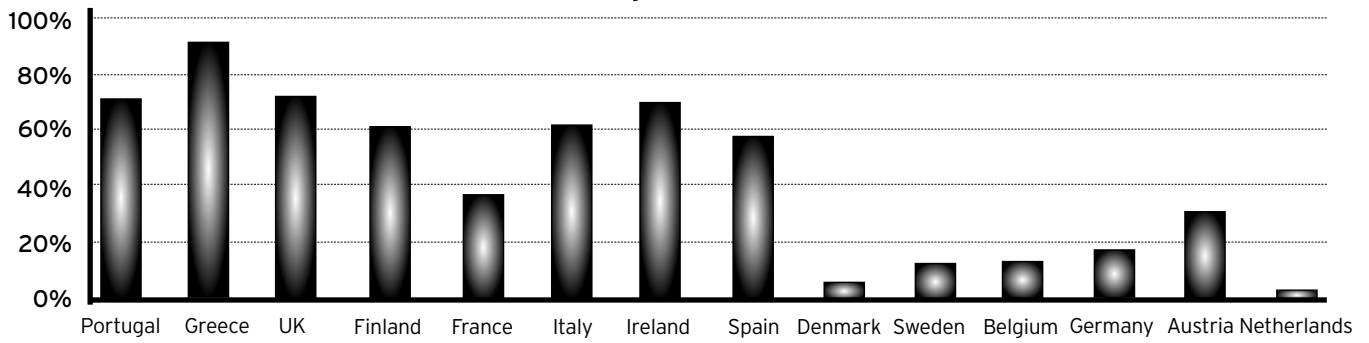
Use your own words as far as possible. No marks for answers copied from the reading texts.  
You must make reference to both the text and the graphic information in your answer.

This examination paper contains three tasks. You must complete all tasks.

### What has been achieved elsewhere

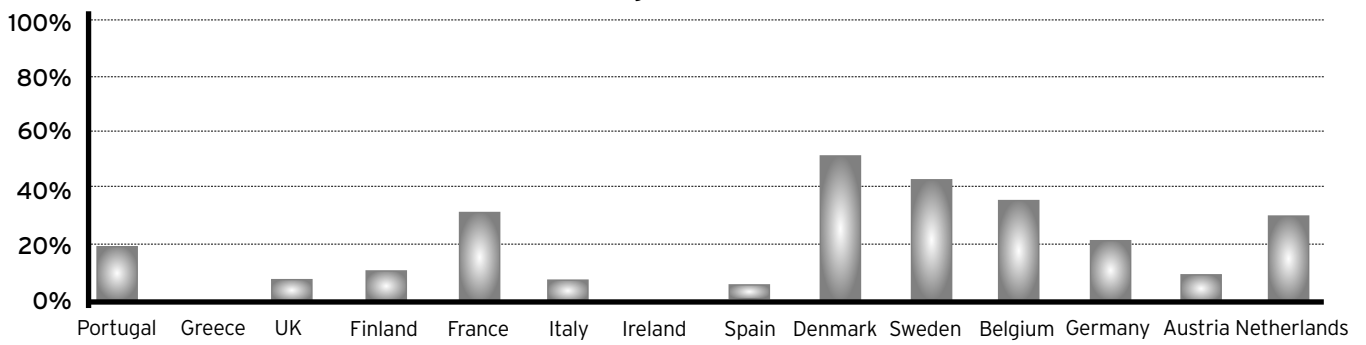
#### Landfill

Percentage of waste buried



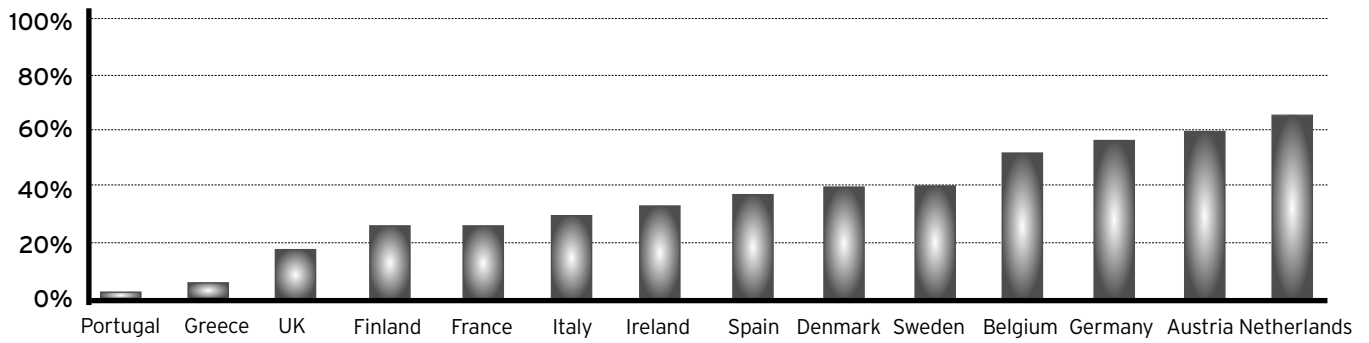
#### Incineration

Percentage of waste burnt



#### Recycling

Percentage of waste recycled



(Source: Adapted from Defra after Eurostat)

Turn over page

























